



## BOOKING OF THE NETWORK OF NATIONAL PARKS

### INSTRUCTIONS TO MAKE A RESERVATION

#### 1 GO TO THE RESERVATIONS.

[www.reservasparquesnacionales.es](http://www.reservasparquesnacionales.es)

#### 2 SELECTION OF THE DESTINATION

Select your destination. In our case, we select "Island of LA GRACIOSA" (Canary Islands)

The screenshot shows the website interface for booking national parks. At the top, there are language options: español, català, euskera, galego, english, français, deutsch. The main header includes the logo of the 'central de reservas online' and the text 'ORGANISMO AUTÓNOMO PARQUES NACIONALES'. Below the header, there is a navigation bar with 'accede a tusreservas' and a 'PERMISO n:' field. The main content area is divided into two sections: 'PARQUES NACIONALES' and 'CENTROS'. The 'PARQUES NACIONALES' section contains a grid of 9 options: Aiguestortes i Estany de Sant Maurici, CABAÑEROS, Caldera de Taburiente, GARAJONAY, Islas Atlánticas de Galicia, Monfragüe, PICOS DE EUROPA, Teide, and Timanfaya. The 'CENTROS' section contains a grid of 3 options: ISLA DE LA GRACIOSA (CANARIAS), MONTE DE GRANADILLA, and MONTES Y ASERRADERO DE VALSATIN. A red arrow points to the 'ISLA DE LA GRACIOSA (CANARIAS)' option. The footer of the website reads 'Organismo Autónomo de Parques Nacionales. 2010'.



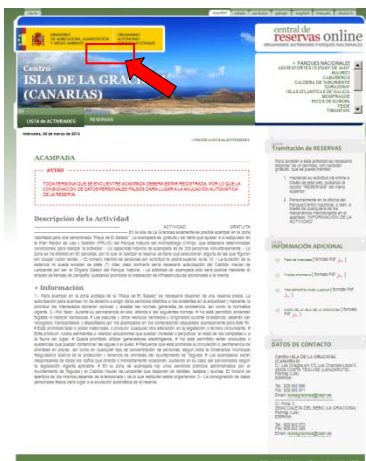
### 3 SELECTION OF THE ACTIVITY

Select the activity. On this page we will select "Camping" in the area of camping the beach "El Salado" in La Graciosa.



### 4 ACTIVITY DESCRIPTION, RULES AND CONDITIONS OF THE RESERVATION.

Once entered in the activity of "Camping" us will be shown a screen with the "activity description" and "Information" with the characteristics of the activity and the booking conditions, as well as the uses permitted in the camping area. Please read this information, since it is very important and contains commitments that you purchase. Your booking constitutes an administrative authorization, the requirements that the legal system gives this type of administrative acts.



DOWNLOAD DOCUMENTS  
(PDF)

On this page you can download various information of their interest, in PDF format, by clicking on the links that appear to the right of the page.

Click on "Reservations" to proceed with your reservation.



## 5 MAKE YOUR RESERVATION

In this screen you can select the dates for your stay at the camping area. The system is similar to overnight stays in a hotel

### 5.1 SELECT THE DATE OF YOUR ENTRY

To do this select the date of entry, looking in the calendar month and the day of your arrival.

central de reservas online  
ORGANISMO AUTÓNOMO PARQUES NACIONALES

PARQUES NACIONALES  
ARGENTORTES ESTAYO DE SAIT SAUBRE  
CABANEROS  
CALDERA DE TABARIENTE  
CARAJONAY  
ISLAS ATLÁNTICAS DE GALICIA  
MORRACÓ  
PICOS DE EUROPA  
TETE  
TIMANAYA

ACAMPADA

SELECCIÓN DE FECHAS

marzo de 2013 14 mar 2013 PLAZAS disponibles (180) SELECCIONAR

NÚMERO DE NOCHES: 1

NÚMERO DE PERSONAS: 1

PASO SIGUIENTE >>

© Organismo Autónomo de Parques Nacionales, 2013

### 5.2 SELECT THE NUMBER OF NIGHTS

Then the number of nights, and also the number of people.

central de reservas online  
ORGANISMO AUTÓNOMO PARQUES NACIONALES

PARQUES NACIONALES  
ARGENTORTES ESTAYO DE SAIT SAUBRE  
CABANEROS  
CALDERA DE TABARIENTE  
CARAJONAY  
ISLAS ATLÁNTICAS DE GALICIA  
MORRACÓ  
PICOS DE EUROPA  
TETE  
TIMANAYA

ACAMPADA

SELECCIÓN DE FECHAS

marzo de 2013 14 mar 2013 PLAZAS disponibles (180) SELECCIONAR

NÚMERO DE NOCHES: 2

NÚMERO DE PERSONAS: 1

PASO SIGUIENTE >>

© Organismo Autónomo de Parques Nacionales, 2013

central de reservas online  
ORGANISMO AUTÓNOMO PARQUES NACIONALES

PARQUES NACIONALES  
ARGENTORTES ESTAYO DE SAIT SAUBRE  
CABANEROS  
CALDERA DE TABARIENTE  
CARAJONAY  
ISLAS ATLÁNTICAS DE GALICIA  
MORRACÓ  
PICOS DE EUROPA  
TETE  
TIMANAYA

ACAMPADA

SELECCIÓN DE FECHAS

marzo de 2013 14 mar 2013 PLAZAS disponibles (180) SELECCIONAR

NÚMERO DE NOCHES: 2

NÚMERO DE PERSONAS: 4

PASO SIGUIENTE >>

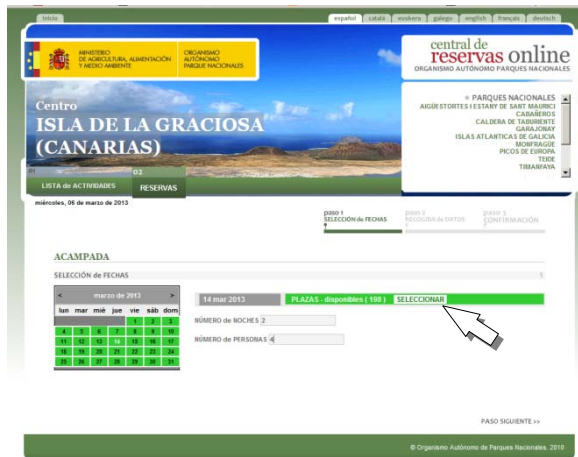
© Organismo Autónomo de Parques Nacionales, 2013



### 5.3 VALIDATE THE SELECTION

Once selected the date of entry, the number of people and the number of nights, to continue, you must click with the mouse to select.

You will see that it changes color. When this orange color, click with the mouse on "Next step". Comprobará que cambia de color. Cuando este de color NARANJA, pulse con el ratón en "PASO SIGUIENTE".



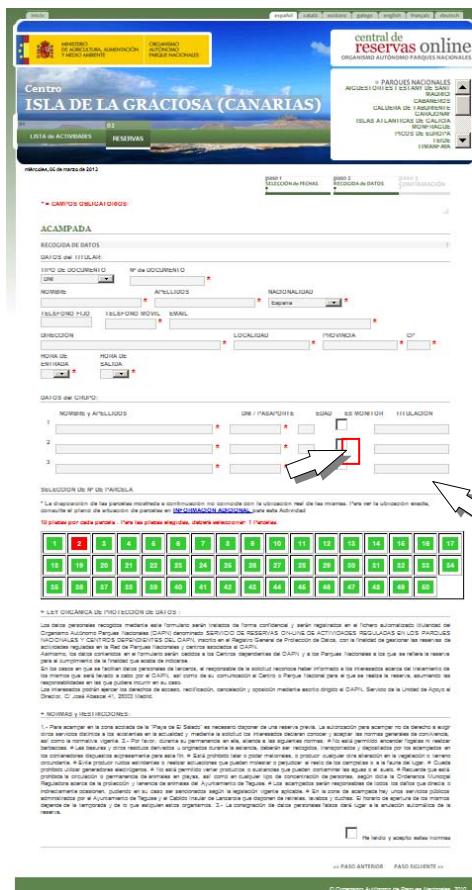
### 6 FILL IN YOUR PERSONAL DATA

Please fill in this screen all fields with the personal information about you and your companions. Fields with red asterisk (\*) are required.

Select the plot that is free (green), since the plots that appear in red are occupied.

Computer system presents those plots that are free of entry into green day, but can happen to be busy some days of your stay. In this case the system prompted to select another plot.

Once selected the plot, mark the check box "I have read and accept these rules" and click next step.



10 plazas por cada parcela. Para las parcelas ocupadas, el número de plazas es 0.

1	2	3	4	5	6	7	8	9	10	11	12	13	14	15	16	17
18	19	20	21	22	23	24	25	26	27	28	29	30	31	32	33	34
35	36	37	38	39	40	41	42	43	44	45	46	47	48	49	50	51

Las parcelas ocupadas por el número de plazas que se indica en el cuadro de texto. Para las parcelas ocupadas, el número de plazas es 0.

1. He leído y acepto las condiciones de uso de este sitio web. 2. He leído y acepto las condiciones de uso de este sitio web. 3. He leído y acepto las condiciones de uso de este sitio web.

He leído y acepto estas reglas

PASO SIGUIENTE



## 7 OBTAINING THE CONFIRMATION OF YOUR RESERVATION

The system will generate a booking. Please take note of the reservation number, and print it.

## 8 CONSULTATION AND WITHDRAWAL

To view your booking, go to the home page and enter the booking number in the appropriate box, and click on the search button.

Once you access your reservation, you can consult it or cancel it.

The system does not allow booking change. If you want to change your booking you must cancel it and create a new reservation.

